

scale - 1"=3"

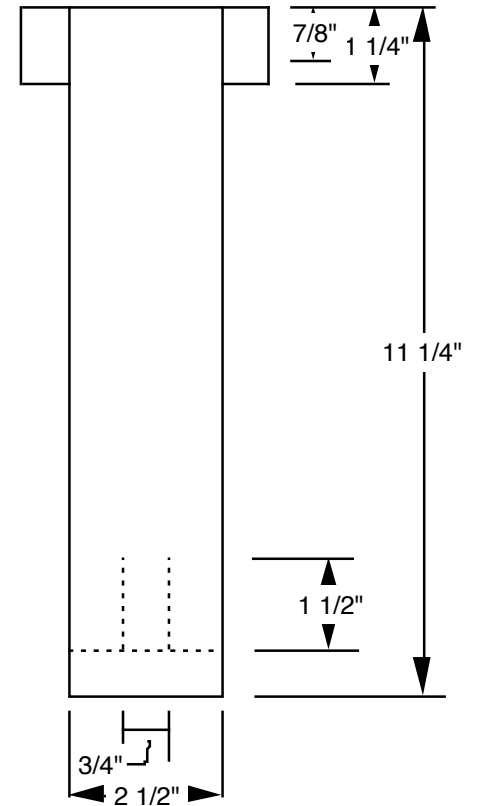
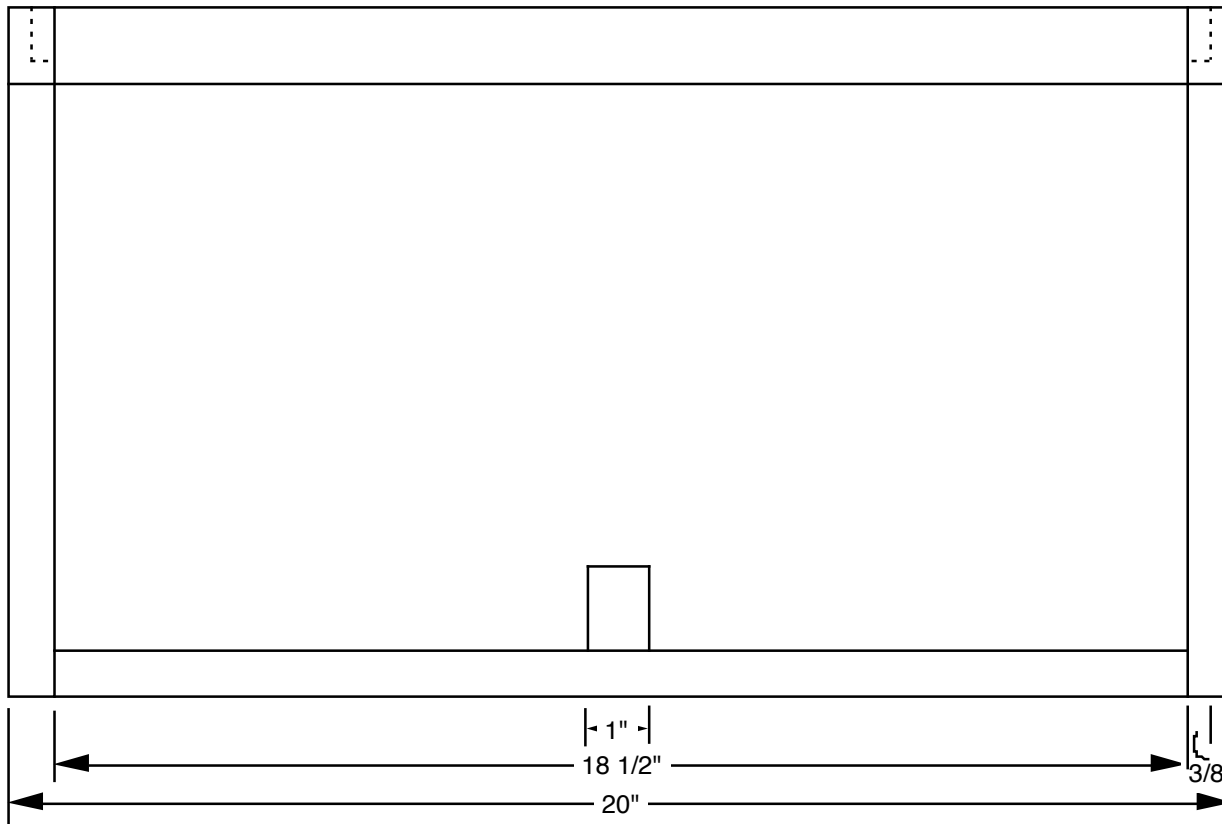
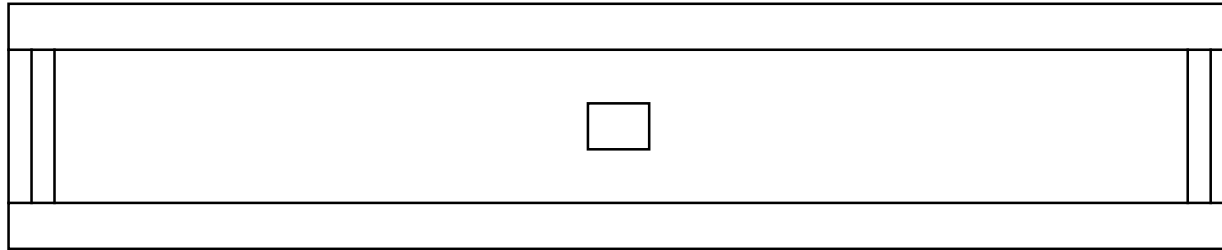
Incubator Frame Cage 1 of 2

Drawn by Gary S. Reuter
University of Minnesota
Dept. of Entomology
10-15-02

all 3/4" pine unless otherwise specified.

Sides are covered with 8 x 8 hardware cloth

It is best to staple the hardware cloth to the inside of the top rails before assembly. Keep it down at least 1/4" from the top so it does not catch on the cover



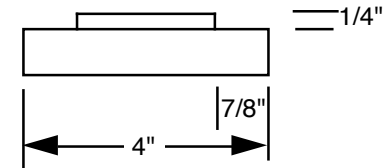
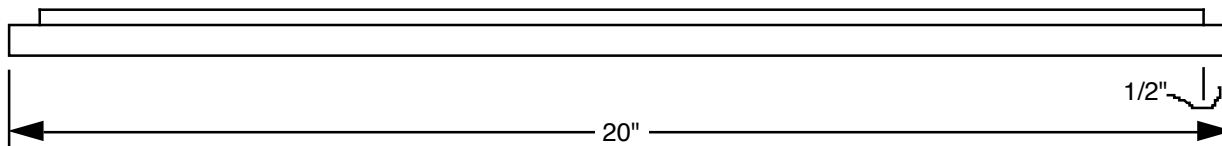

The frame support on the bottom is optional and is made from a piece of sheet metal.

scale - 1"=3"

Incubator Frame Cage 2 of 2

Drawn by Gary S. Reuter
University of Minnesota
Dept. of Entomology
10-15-02

Cover



Material List

#2 pine

- 2 - 3/4 x 1-1/4 x 20
- 2 - 3/4 x 2-1/2 x 11-1/4
- 1 - 3/4 x 2-1/2 x 18-1/2
- 1 - 3/4 x 4 x 20

8x8 hardware cloth

- 2 - 10-3/4 x 19-3/4