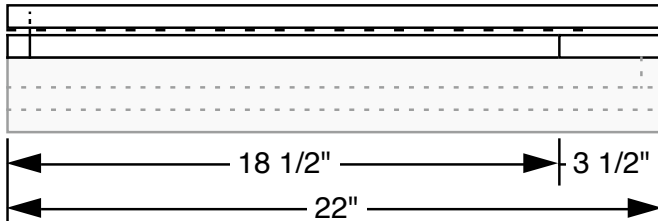




scale - 1" = 6"

Screened Bottom Insert

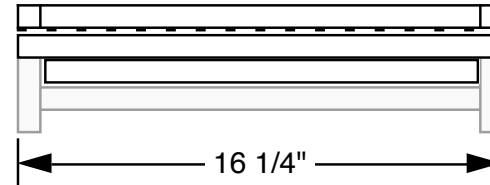
Adapted from; Pettis, JS; Shimanuki, H.1999. A Hive Modification to Reduce Varroa Populations, Amer. Bee J.:139(6) 471-3

Drawn by Gary S. Reuter
University of Minnesota
Dept. of Entomology
12-17-02



 shade denotes existing bottom board
- - - 8x8 hardware cloth

Material List	
#2 pine	
2 -	3/4 x 3/4 x22
2 -	3/4 x 3/4 x 17-3/4
1 -	3/4 x 3/4 x 16-1/4
1 -	3/4 x 3-1/2 x 16-1/4
1 -	3/4 x 3/4 x 14-3/4
1 -	3/4 x 3/4 x14-1/2
8x8 hardware cloth	
1 -	19 x 16



Note:
1. Entrance block in front can be secured to unit or it can be left loose so it can be taken out to clean bottom board and or put in a sticky board